

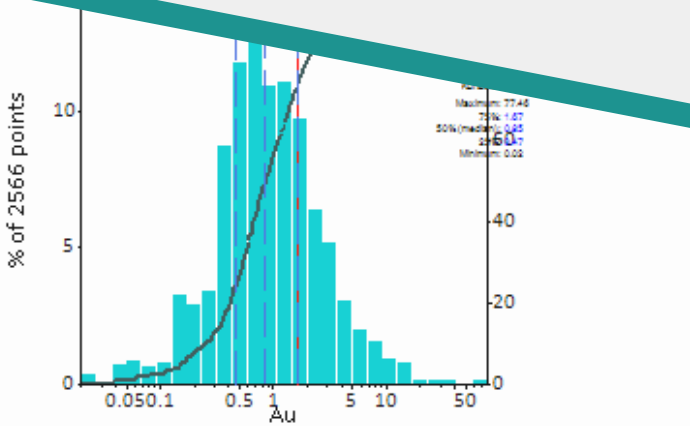
Created by Geologists, for Geologists

SUPERVISOR

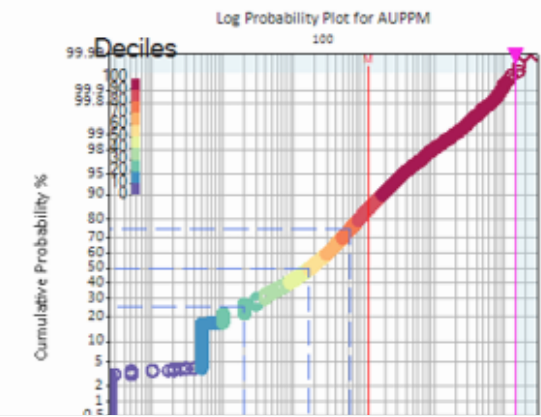
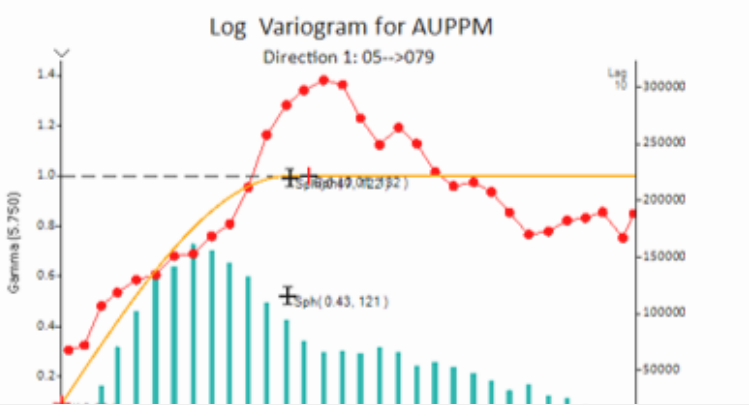
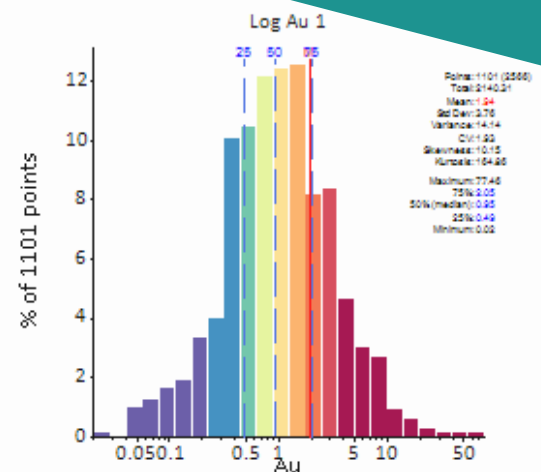
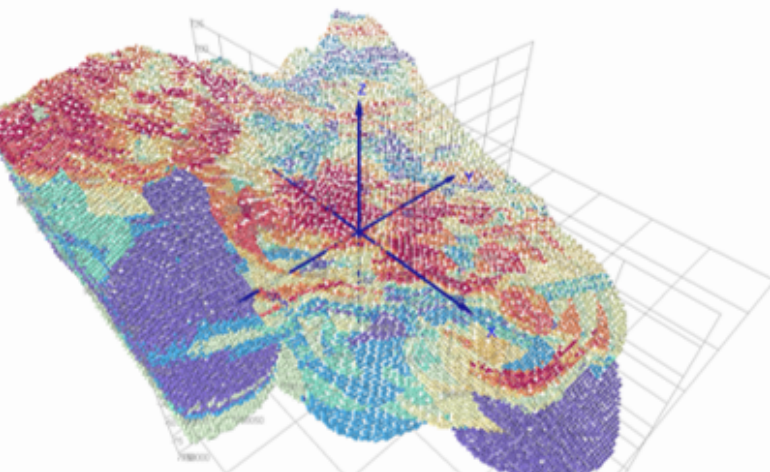
The Ultimate Companion
for Resource Estimation
Professionals

WHO USES SUPERVISOR:

- ✓ Resource Geologists
- ✓ Mine Geologists
- ✓ Geology Managers
- ✓ Geostatiticians



% of 1101



SUPERVISOR

Supervisor is a powerful and user-friendly geostatistical suite, designed to optimise resource estimation and increase productivity. Trusted by leading mining and consultancy companies worldwide, Supervisor streamlines several major resource estimation processes, including variography, conditional simulation, and model validation, saving valuable time and ensuring efficiency throughout complex resource processes.

KEY FEATURES

Statistical Analysis & Domaining

Supervisor provides a range of univariate and multivariate data analysis tools that allow you to rapidly understand the characteristics of the orebody. Importing point and block data from multiple sources and formats, you can easily examine and compare statistical populations and perform analysis on contacts, top cuts and declustering.

Variography

Supervisor offers the most intuitive and fastest variography tools on the market, simplifying and accelerating this critical component of resource estimation. With just a few minutes of configuration, geologists can generate variograms for analysis and gain a comprehensive understanding of grade continuity within the deposit. Supervisor's interactive interface allows for effortless modelling of variograms for all directions at once, viewing the models in 3D, and replicating variograms across hundreds of assays and domains in an instant.

Conditional Simulation

Supervisor provides a streamlined workflow which allows users to run multiple-realisation Sequential Gaussian Simulations over multiple domains in a simple, streamlined tool. The automatically generated suite of post-processing tools means that reblocking for multiple block sizes, generating probability plots, and comparing results with a range of grade tonnage curve tools is a breeze.

Model Validation

Supervisor's Model validation generates interactive and preconfigured grade trend plots, histograms, log probability plots, QQ plots, grade tonnage curves and statistics to assess the quality of an estimate. Assess the performance and accuracy of your estimate by comparing the grade tonnage curve to the expected theoretical figures using global change of support directly from your fitted variogram models.

Topcutting Strategies

Supervisor's global topcut analysis empowers you to define top cuts independently or simultaneously using the histogram, probability plot, mean and variance plot, and cumulative metal plot. Get live feedback on the impact on associated statistics as you adjust the top cut, enhancing your resource estimation process.

Your Ultimate Resource Companion

Supervisor is built to work together with your general mining package of choice. Compatible with all major mining software, Supervisor can easily import data, perform analyses, and export your results in your chosen compatibility option. For select software, results can be retrieved from your Supervisor project directly within an estimation workflow. Ask us for more information about how Supervisor works with your modelling and estimation tools.

CONTACT US

AUSTRALIA | BRAZIL | CANADA | CHILE | CHINA |
ECUADOR | GHANA | INDIA | INDONESIA |
KAZAKHSTAN | MALAYSIA | MEXICO | MONGOLIA |
PERU | PHILIPPINES | RUSSIA | SOUTH AFRICA |
TURKEY | UNITED KINGDOM | USA



www.dataminesoftware.com